
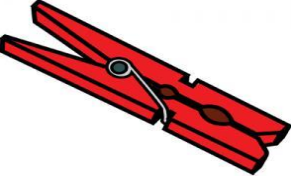





TÍTERE CON PINZAS DE LA ROPA




Materiales:


<p>Pinzas de tender</p>	
<p>Rotuladores</p>	
<p>Pegamento</p>	
<p>Depresores o pajitas</p>	

PASO A PASO:

1. Pintamos nuestra pinza




2. Pintamos las alas



3. Unimos con pegamento las
Alas




4. Unimos las alas a la
pinza y le dibujamos los
ojos




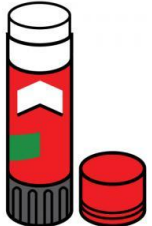

5. Conseguido



TÍTERES CON EL DEDO



Materiales:

Material descargable	 Marionetas animales.pdf
Pegamento	
Tijeras	



PASOS A SEGUIR:

1. Imprimir, recortar y pegar las marionetas por los guiones.




2. Recortar y pegar los anillos que viene en el documento al dedo.




3. Pegar la marioneta a nuestro anillo



4. Meter el resto del dedo en el anillo que hay dentro de la marioneta.




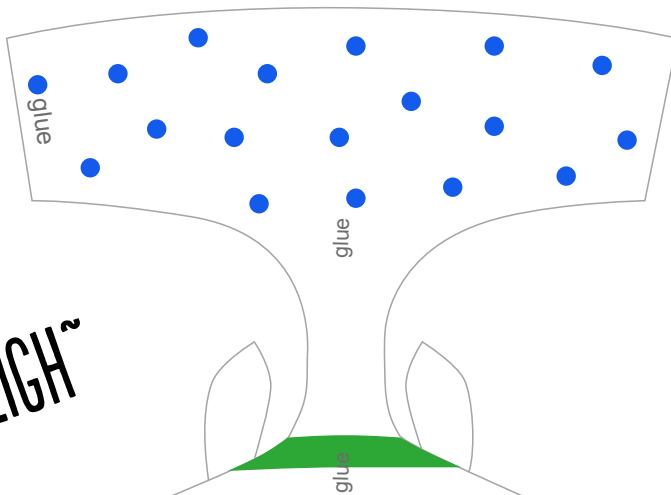

Copyright © mrprintables 2014
All rights reserved. For personal use only.
Strictly not for sale or commercial use.




Do not host these files on your websites or blogs
and do not link directly to our pdf files.
Please read full terms & conditions for using this pdf on
www.mrprintables.com/terms-conditions.html
Thank you & Enjoy!

Copyright © mrprintables 2014
All rights reserved. For personal use only.
Strickly not for sale or commercial use.

OINK!



For the rings



Do not host these files on your websites or blogs
and do not link directly to our pdf files.
Please read full terms & conditions for using this pdf on
www.mrprintables.com/terms-conditions.html
Thank you & Enjoy!